


LESSON – 1: INTRODUCTION

In this introductory class we will go through the basics of musical notes and practice a song which every child knows. We will have to be innovative in how we get across, as every child will be different and prefer different ways to communicate.


1. We will need a keyboard, a simple 61 key one will be good enough.
2. We need some sticky letters to be able to use on the keyboard.
3. Talk to children about the pattern of black notes – 2,3,2,3,2,3.
4. We will start with practicing three notes – C, D & E.
5. Let the child place C sticky letter on the keyboard. It is to the left of two center black keys.



6. Have your child find all the C notes and place stickers on them.
7. Have child place D and E sticky letter on the keyboard as below:



8. Have the child press middle C using the thumb. Just left side of the thumb touching the key at the end.
9. Have the child press 'D' note using the pointer/ first finger and 'E' note using the Middle/Tall finger.



Next Practice distinguishing between C, D & E and take turns.

10. Child will play and practice MARY HAD A LITTLE LAMB using these three notes.

Mary had a Little Lamb


Ma-ry had a lit-tle lamb,
E D C D E E E

Lit-tle lamb, lit-tle lamb,
D D D E E E


Ma-ry had a lit-tle lamb,
E D C D E E E

Its fleece was white as snow.
C D D E D C

11. Next we will work on Whole note (count to 4), Half note (count to 2) and Quarter note (count to 1).






12. Below are the notes and the corresponding letters (C- Belly Cut, D-Under the line, E- On the line)



[illegible]

Below are the notes with color coding for kids who haven't learned letters yet.



Below are the real notes (without any scaffolding)

The image shows two staves of handwritten musical notation. The left staff is a single treble clef staff with a 4/4 time signature. It contains a sequence of notes: a quarter note on G4, followed by a half note on A4, then a quarter note on B4, a quarter note on C5, a half note on D5, a quarter note on E5, a quarter note on F5, and a half note on G5. The right staff is a grand staff consisting of a treble clef and a bass clef. The treble clef part contains a half note on G4, followed by a quarter note on A4, a quarter note on B4, a quarter note on C5, a half note on D5, a quarter note on E5, a quarter note on F5, and a half note on G5. The bass clef part contains a single half note on G3. The handwriting is in black ink on white paper.